

Signify Classified - Internal
Cooper Lighting Solutions Photometric Lab
1121 Highway 74 South
Peachtree City, GA 30269



Scaled data based on original data using
LM-79-08 Approved Method: Electrical and Photometric Measurements of Solid-
State Lighting Products

Test Report Prepared for
Cooper Lighting Solutions
(formerly Eaton)

Brand: STREETWORKS

Report Number: P879813

Luminaire Tested: **MEM2-HTN-VA-40-830-U-RW**

Issue Date: 10/01/2024



Test Information

Test Method: LM-79-08
Report Number: P879813
Test Lab: INNOVATION CENTER(G3)
Issue Date: 10/01/2024
Manufacturer: COOPER LIGHTING SOLUTIONS (FORMERLY EATON)
Product Line: STREETWORKS
Catalog Number: MEM2-HTN-VA-40-830-U-RW
Description: EPIC MODERN TALL HOUSING 40W 80CRI 3000K VISUAL COMFORT FIXTURE w/
RECTANGULAR WIDE DISTRIBUTION OPTIC
Light Source: (1) 3000K CCT, 80 CRI LEDS
Ballast/Driver: ELECTRONIC DRIVER

Summary

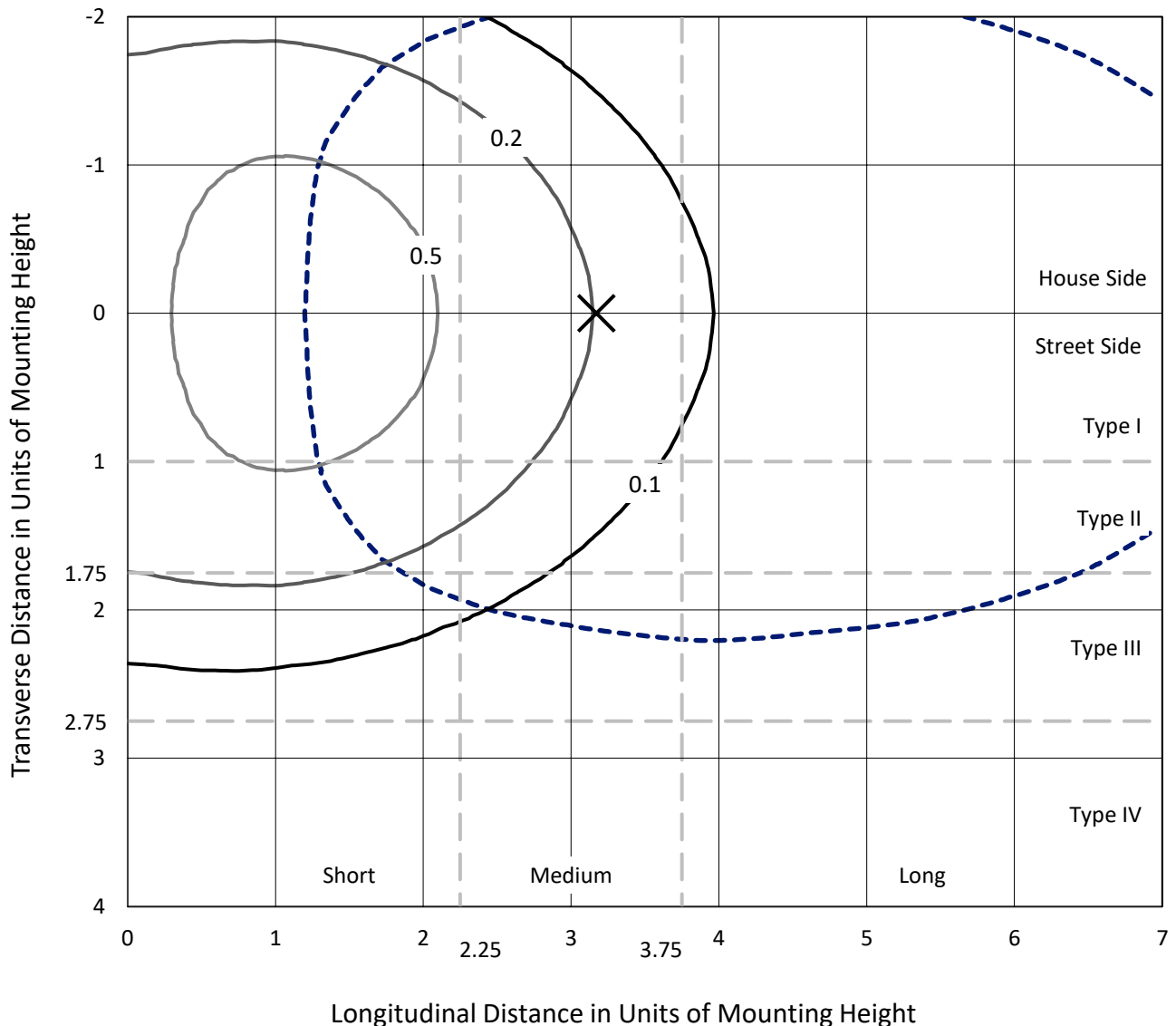
Lumens per Lamp: N/A
Luminaire Lumens: 3051.7 lumens
Efficiency: N/A
Efficacy: 79.1 lumens/watt
Luminous Opening: Circular (Dia: 1.12' x H: 0')
IES Classification: Type III - Short
BUG Rating: B2 - U0 - G2

Input Watts (W): 38.6
Input Voltage (V): 120
Input Current (Ain): NR
Voltage Rise (V): NR
Power Factor: 0.99
Total Harmonic Distortion (THDi): 7%
Frequency (hertz): 60
Stabilization Time: NR
Operation Time: NR
Ambient Temperature (°C): NR
Test Distance: 24 FT

REPORT NUMBER: P879813
 CATALOG NUMBER: MEM2-HTN-VA-40-830-U-RW

Iso-Footcandle Lines of Horizontal Illumination

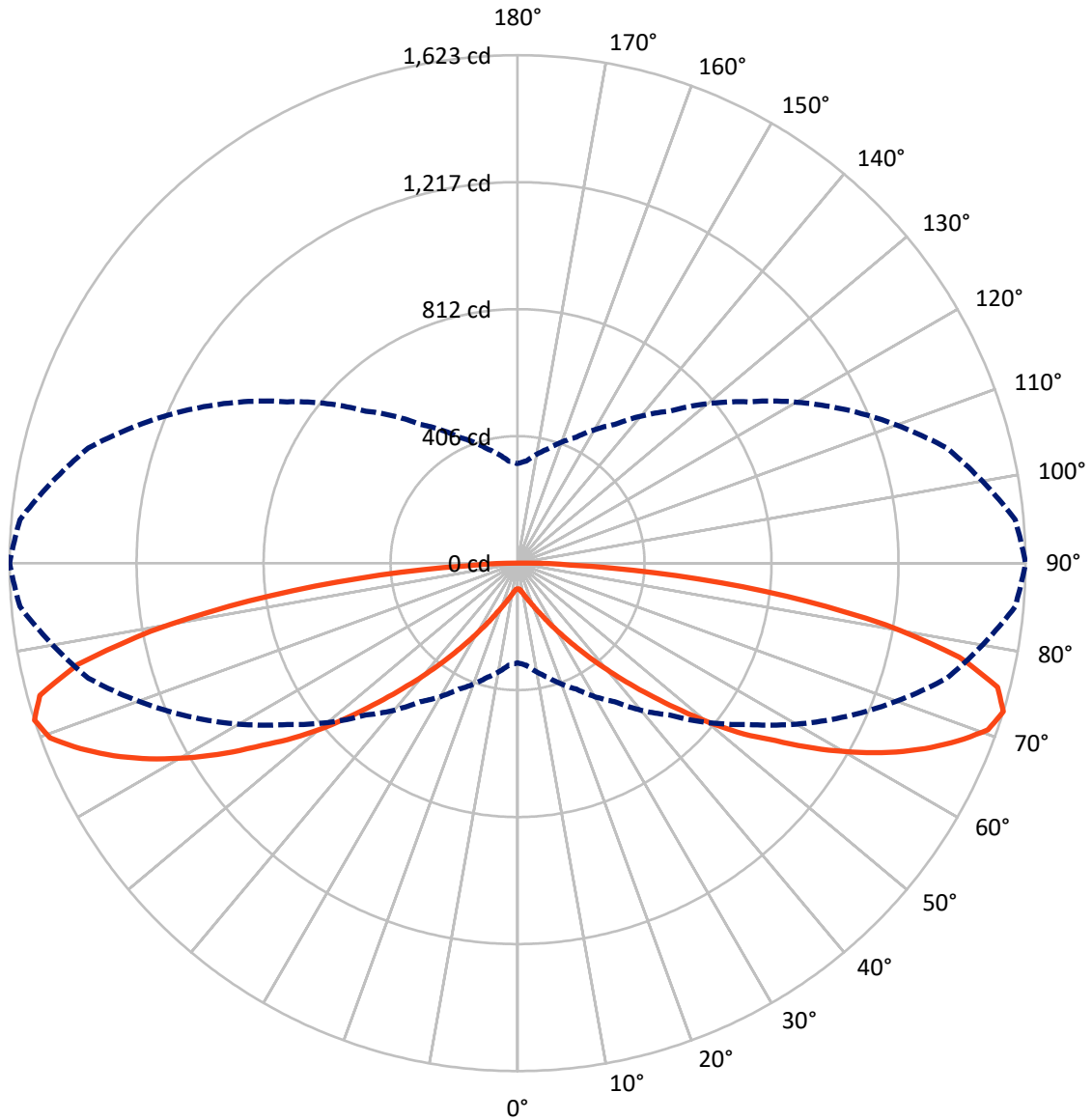
× Max cd
 - - - 1/2 Max cd



Based on 15 foot mounting height. Maximum calculated value = 1 fc
 Type III - Short - N/A

REPORT NUMBER: P879813
CATALOG NUMBER: MEM2-HTN-VA-40-830-U-RW

Luminous Intensity Polar Plot



— Vertical Plane Through 90-Deg Lateral - - - Horizontal Cone Through 72.5-Deg Vertical

REPORT NUMBER: P879813
 CATALOG NUMBER: MEM2-HTN-VA-40-830-U-RW

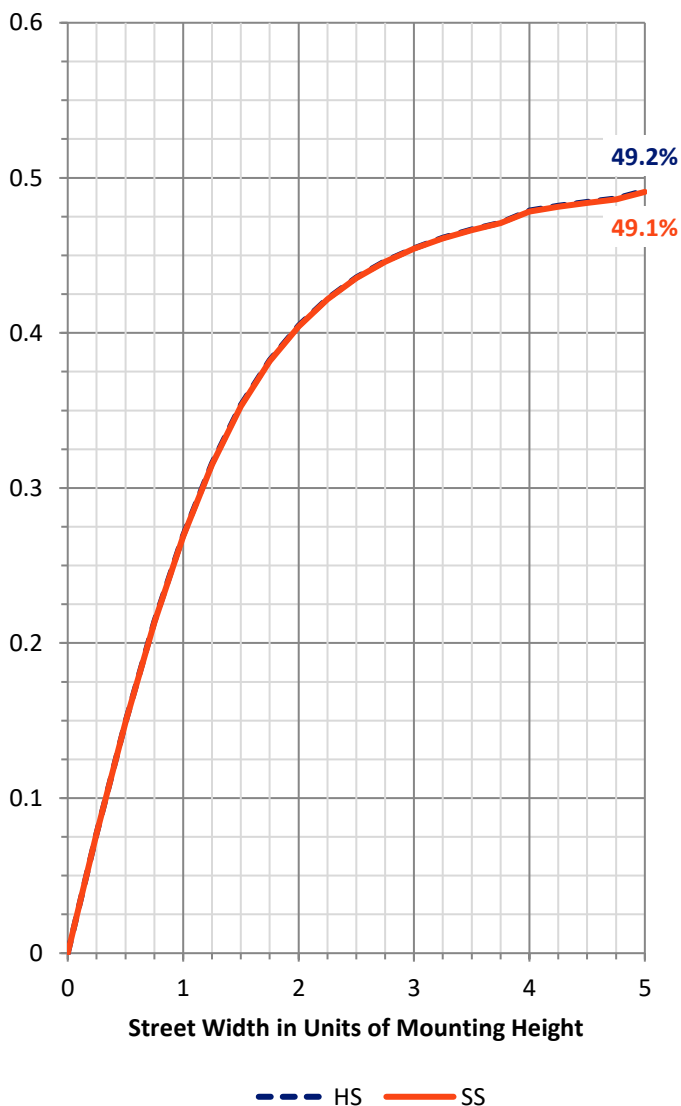
FLUX DISTRIBUTION:

		Downward	Upward	Total
House Side	Lumens	1525.9	0.0	1525.9
	% Fixture	50.0	0.0	50.0
Street Side	Lumens	1525.9	0.0	1525.9
	% Fixture	50.0	0.0	50.0
Total	Lumens	3051.7	0.0	3051.7
	% Fixture	100.0	0.0	100.0

Coefficient of Utilization

ZONAL LUMENS:

Zone	Lumens	% Fixture
0°-10°	8.4	0.3
10°-20°	31.3	1.0
20°-30°	72.2	2.4
30°-40°	154.6	5.1
40°-50°	319.3	10.5
50°-60°	586.5	19.2
60°-70°	836.3	27.4
70°-80°	777.9	25.5
80°-90°	265.2	8.7
90°-100°	0.0	0.0
100°-110°	0.0	0.0
110°-120°	0.0	0.0
120°-130°	0.0	0.0
130°-140°	0.0	0.0
140°-150°	0.0	0.0
150°-160°	0.0	0.0
160°-170°	0.0	0.0
170°-180°	0.0	0.0
0°-90°	3051.7	100.0
0°-180°	3051.7	100.0



REPORT NUMBER: P879813

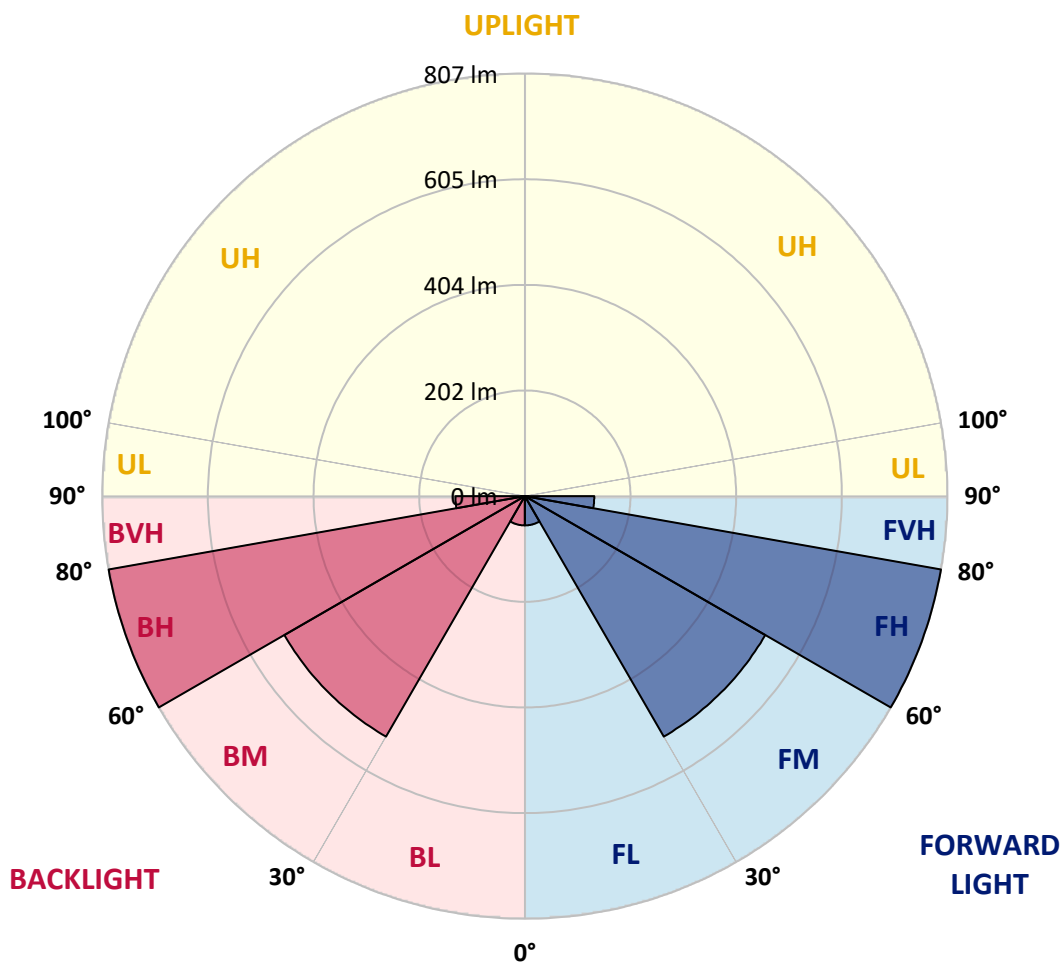
CATALOG NUMBER: MEM2-HTN-VA-40-830-U-RW

LUMINAIRE CLASSIFICATION SYSTEM LUMEN TABLE AND BUG RATING:

Zone	Lumens	% Fixture	Zone Rating/Lumen Limit		
			B	U	G
FL (0°-30°)	55.9	1.8			
FM (30°-60°)	530.3	17.4			
FH (60°-80°)	807.1	26.4			G1/1800
FVH (80°-90°)	132.6	4.3			G2/225
BL (0°-30°)	55.9	1.8	B0/110		
BM (30°-60°)	530.3	17.4	B1/1000		
BH (60°-80°)	807.1	26.4	B2/1000		G2/1000
BVH (80°-90°)	132.6	4.3			G2/225
UL (90°-100°)	0.0	0.0		U0/0	
UH (100°-180°)	0.0	0.0		U0/0	

BUG Rating: B2-U0-G2

Type III Short





REPORT NUMBER: P879813

CATALOG NUMBER: MEM2-HTN-VA-40-830-U-RW

CANDELA DISTRIBUTION (FULL):

	0°	5°	15°	25°	35°	45°	55°	65°	75°	85°	90°
0°	82.1	82.1	82.1	82.1	82.1	82.1	82.1	82.1	82.1	82.1	82.1
2.5°	82.5	82.5	82.5	82.5	82.9	82.9	82.9	82.9	82.9	82.9	82.9
5°	83.7	83.7	83.7	84.1	84.8	85.2	85.6	85.6	86.0	86.0	86.0
7.5°	85.6	85.6	86.0	87.2	87.9	89.1	90.3	90.7	91.8	91.8	91.8
10°	88.3	88.3	89.1	90.3	92.2	94.5	96.5	98.0	98.8	99.2	99.6
12.5°	91.8	91.8	93.0	94.9	98.0	100.7	103.8	105.8	107.7	108.5	108.5
15°	96.1	96.1	97.6	100.3	103.8	107.7	112.0	115.5	118.2	119.3	119.7
17.5°	100.3	100.7	102.7	106.2	110.8	115.8	121.3	125.9	130.2	131.7	132.5
20°	105.8	105.8	108.1	112.7	118.6	125.5	132.9	139.1	144.5	147.6	148.0
22.5°	112.0	112.4	114.7	120.5	127.9	136.8	146.4	155.0	162.7	166.6	166.2
25°	118.2	118.6	122.0	129.0	138.3	150.7	163.1	174.3	184.8	189.5	189.5
27.5°	125.5	125.9	130.2	138.3	150.7	166.2	182.5	198.8	209.2	216.2	218.5
30°	134.4	134.8	139.9	150.3	164.7	184.0	205.7	226.6	240.6	250.7	251.1
32.5°	144.1	144.9	151.1	163.1	181.7	206.1	233.2	259.2	278.6	291.3	291.0
35°	157.3	158.1	166.6	180.2	202.6	231.7	264.6	299.9	322.3	337.1	338.6
37.5°	170.9	172.4	182.1	199.9	227.0	261.9	303.4	342.9	376.2	389.8	393.6
40°	186.7	188.3	200.3	222.0	253.4	297.9	349.1	397.5	435.9	454.5	457.2
42.5°	205.0	207.7	221.6	246.8	286.3	337.8	397.5	457.2	505.6	530.0	528.5
45°	230.9	233.2	251.1	279.3	323.9	383.2	455.6	530.4	582.7	611.0	610.6
47.5°	255.7	258.8	280.1	315.8	367.3	436.2	521.5	606.7	666.8	698.2	703.6
50°	281.3	285.5	312.7	352.6	413.8	498.2	593.9	685.4	758.2	796.9	806.2
52.5°	324.7	328.5	357.2	399.1	464.5	557.9	667.9	770.6	851.2	892.3	907.4
55°	354.1	360.3	396.7	449.0	523.4	622.2	743.1	861.7	952.7	993.0	1001.5
57.5°	363.8	370.4	414.2	478.9	571.1	690.0	821.7	948.8	1047.6	1102.2	1115.8
60°	364.2	372.3	419.6	489.7	594.3	737.7	891.9	1042.6	1154.6	1214.6	1226.2
62.5°	376.6	385.9	436.2	501.7	605.9	759.8	939.5	1122.0	1259.2	1320.0	1332.8
65°	390.5	401.4	454.8	527.7	632.3	783.4	969.7	1179.3	1353.3	1424.2	1430.4
67.5°	376.2	385.5	441.7	517.2	626.1	788.0	991.1	1215.0	1409.9	1512.5	1517.6
70°	352.6	362.2	415.7	484.7	591.6	752.8	966.6	1215.0	1443.2	1572.2	1595.4
72.5°	318.1	327.8	378.5	444.4	540.5	686.5	898.8	1159.2	1420.3	1596.2	1623.3
75°	275.9	284.8	331.6	391.7	475.8	607.9	800.4	1053.0	1331.2	1551.7	1584.2
77.5°	230.1	238.3	278.2	326.6	397.9	515.3	680.3	908.9	1175.5	1401.3	1443.6
80°	180.9	189.1	219.7	257.6	315.0	404.9	541.6	731.1	961.6	1150.7	1192.1
82.5°	135.6	139.5	161.2	188.7	225.5	292.1	392.9	540.5	712.9	848.5	867.1
85°	85.2	88.7	103.4	122.4	144.5	179.4	242.1	330.9	430.8	507.1	508.3
87.5°	26.3	30.6	35.3	46.5	53.1	63.9	76.7	108.1	142.2	179.4	168.5
90°	0.0	0.0	0.0	0.0	0.0	0.0	0.0	0.0	0.0	0.0	0.0

Cooper Lighting Solutions Photometric Lab
1121 Highway 74 South
Peachtree City, GA 30269



LM-79-2019: Approved Method: Electrical and Photometric Measurements of Solid-State Lighting Products

Report Prepared for

Cooper Lighting Solutions

Streetworks

Report Number: SP1-2407-176-7

Test Date: 09/27/2024

Luminaire Tested: MEM2-HTN-VA-30-830-U-WQ

Data in this report applies to families of products including MEM2-HTN-VA-30-830-U-WQ

Test Information

Test Method: LM-79-2019
 Report Number: SP1-2407-176-7
 Test Lab: COOPER LIGHTING SOLUTIONS
 Photometer: SP1 - 76IN SPHERE
 Measurement Geometry: 4π
 Issue Date: 09/27/2024
 Manufacturer: COOPER LIGHTING SOLUTIONS
 Product Line: Streetworks
 Catalog Number: **MEM2-HTN-VA-30-830-U-WQ**
 Description: EPIC MODERN VISUAL COMFORT 30W WAVESTREAM WIDE

Spectral Parameters

CCT (K): 2984
 CIE u': 0.2500
 CIE v': 0.5264
 Duv: 0.0033
 CIE x: 0.4431
 CIE y: 0.4147
 CIE z: 0.1422
 Peak Wavelength (nm): 601
 Dominant Wavelength (nm): 581
 Purity: 57.4798
 Rf: 85.8
 Rg: 94.1

CRI (Ra):	81.8		
R1:	79.4	R9:	-1.1
R2:	89.9	R10:	78.4
R3:	96.6	R11:	80.8
R4:	80.6	R12:	72.8
R5:	80.1	R13:	81.7
R6:	88.9	R14:	98.5
R7:	82.6	R15:	70.2
R8:	56.0		



Test Conditions

Stabilization Time: 29M
 Operation Time: 1H 29M
 Sphere Temperature (°C): 25.2

REPORT NUMBER: SP1-2407-176-7

Measurement and Test Equipment			
Instrument	Identification Number	Calibration Date	Calibration Due Date
Photometer	IN0058	6/18/2024	12/18/2024
Power Meter	INXT2011004	2/8/2024	2/8/2025
AC Power Source	IN0063	10/24/2023	10/24/2024
DC Power Source	IN0208	10/24/2023	10/24/2024
Sphere Thermometer	IN0085	10/24/2023	10/24/2024
Room Thermometer	IN0046	10/24/2023	10/24/2024

REPORT NUMBER: SP1-2407-176-7

CIE 1931 Chromaticity Diagram



CIE 1931 Chromaticity Diagram with 2017 ANSI 7-Step and 4-Step Quadrangles



Point lies inside the ANSI 3000K 4-step quadrangle

REPORT NUMBER: SP1-2407-176-7

Photopic Flux vs. Wavelength



Photopic Lumens: NR

λ (nm)	Power W [^] /nm	Lumens (ϕ /nm)	λ (nm)	Power W [^] /nm	Lumens (ϕ /nm)	λ (nm)	Power W [^] /nm	Lumens (ϕ /nm)	λ (nm)	Power W [^] /nm	Lumens (ϕ /nm)	λ (nm)	Power W [^] /nm	Lumens (ϕ /nm)
360	0	NR	490	260	NR	620	905	NR	750	22	NR	880	0	NR
365	0	NR	495	312	NR	625	856	NR	755	19	NR	885	0	NR
370	0	NR	500	362	NR	630	801	NR	760	17	NR	890	0	NR
375	0	NR	505	399	NR	635	742	NR	765	14	NR	895	0	NR
380	0	NR	510	425	NR	640	677	NR	770	12	NR	900	0	NR
385	0	NR	515	446	NR	645	613	NR	775	10	NR	905	0	NR
390	0	NR	520	459	NR	650	549	NR	780	9	NR	910	0	NR
395	0	NR	525	473	NR	655	485	NR	785	7	NR	915	0	NR
400	1	NR	530	490	NR	660	425	NR	790	6	NR	920	0	NR
405	2	NR	535	511	NR	665	371	NR	795	5	NR	925	0	NR
410	5	NR	540	535	NR	670	321	NR	800	4	NR	930	0	NR
415	11	NR	545	565	NR	675	276	NR	805	4	NR	935	0	NR
420	24	NR	550	595	NR	680	238	NR	810	3	NR	940	0	NR
425	47	NR	555	631	NR	685	203	NR	815	3	NR	945	0	NR
430	86	NR	560	672	NR	690	174	NR	820	2	NR	950	0	NR
435	144	NR	565	715	NR	695	148	NR	825	2	NR	955	0	NR
440	224	NR	570	763	NR	700	124	NR	830	2	NR	960	0	NR
445	342	NR	575	814	NR	705	105	NR	835	2	NR	965	0	NR
450	446	NR	580	866	NR	710	88	NR	840	1	NR	970	0	NR
455	357	NR	585	912	NR	715	73	NR	845	1	NR	975	0	NR
460	237	NR	590	954	NR	720	59	NR	850	1	NR	980	0	NR
465	202	NR	595	981	NR	725	48	NR	855	1	NR	985	0	NR
470	172	NR	600	996	NR	730	40	NR	860	1	NR	990	0	NR
475	152	NR	605	996	NR	735	34	NR	865	1	NR	995	0	NR
480	171	NR	610	980	NR	740	29	NR	870	0	NR	1000	0	NR
485	210	NR	615	947	NR	745	25	NR	875	0	NR			

REPORT NUMBER: SP1-2407-176-7

Scotopic Flux vs. Wavelength



Scotopic Lumens: NR

S/P: 1.32

λ (nm)	Power W [^] /nm	Lumens (ϕ /nm)	λ (nm)	Power W [^] /nm	Lumens (ϕ /nm)	λ (nm)	Power W [^] /nm	Lumens (ϕ /nm)	λ (nm)	Power W [^] /nm	Lumens (ϕ /nm)	λ (nm)	Power W [^] /nm	Lumens (ϕ /nm)
360	0	NR	490	260	NR	620	905	NR	750	22	NR	880	0	NR
365	0	NR	495	312	NR	625	856	NR	755	19	NR	885	0	NR
370	0	NR	500	362	NR	630	801	NR	760	17	NR	890	0	NR
375	0	NR	505	399	NR	635	742	NR	765	14	NR	895	0	NR
380	0	NR	510	425	NR	640	677	NR	770	12	NR	900	0	NR
385	0	NR	515	446	NR	645	613	NR	775	10	NR	905	0	NR
390	0	NR	520	459	NR	650	549	NR	780	9	NR	910	0	NR
395	0	NR	525	473	NR	655	485	NR	785	7	NR	915	0	NR
400	1	NR	530	490	NR	660	425	NR	790	6	NR	920	0	NR
405	2	NR	535	511	NR	665	371	NR	795	5	NR	925	0	NR
410	5	NR	540	535	NR	670	321	NR	800	4	NR	930	0	NR
415	11	NR	545	565	NR	675	276	NR	805	4	NR	935	0	NR
420	24	NR	550	595	NR	680	238	NR	810	3	NR	940	0	NR
425	47	NR	555	631	NR	685	203	NR	815	3	NR	945	0	NR
430	86	NR	560	672	NR	690	174	NR	820	2	NR	950	0	NR
435	144	NR	565	715	NR	695	148	NR	825	2	NR	955	0	NR
440	224	NR	570	763	NR	700	124	NR	830	2	NR	960	0	NR
445	342	NR	575	814	NR	705	105	NR	835	2	NR	965	0	NR
450	446	NR	580	866	NR	710	88	NR	840	1	NR	970	0	NR
455	357	NR	585	912	NR	715	73	NR	845	1	NR	975	0	NR
460	237	NR	590	954	NR	720	59	NR	850	1	NR	980	0	NR
465	202	NR	595	981	NR	725	48	NR	855	1	NR	985	0	NR
470	172	NR	600	996	NR	730	40	NR	860	1	NR	990	0	NR
475	152	NR	605	996	NR	735	34	NR	865	1	NR	995	0	NR
480	171	NR	610	980	NR	740	29	NR	870	0	NR	1000	0	NR
485	210	NR	615	947	NR	745	25	NR	875	0	NR			

REPORT NUMBER: SP1-2407-176-7

Melanopic Flux vs. Wavelength



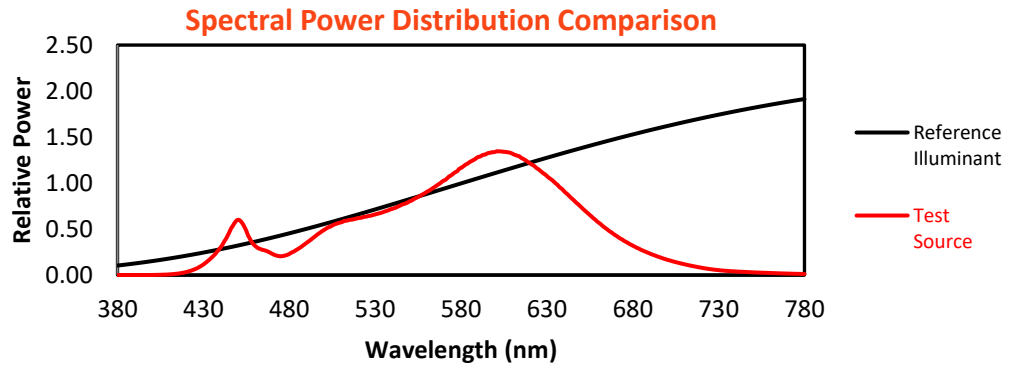
Melanopic Lumens: NR

M/P: 2.51

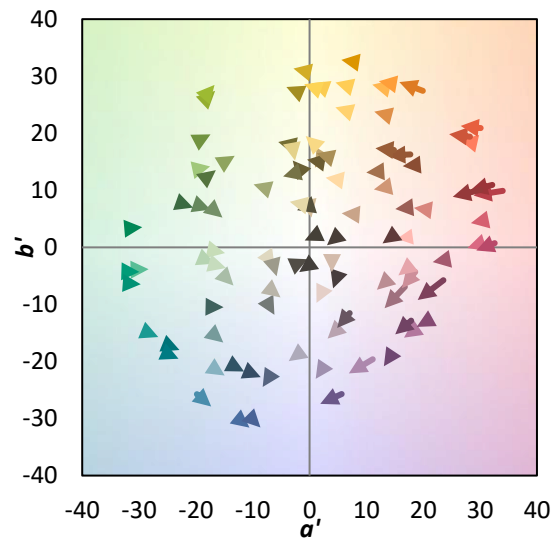
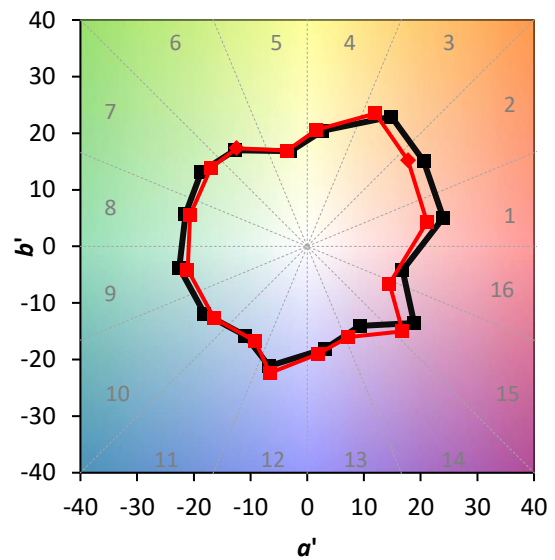
λ (nm)	Power W [^] /nm	Lumens (φ/nm)	λ (nm)	Power W [^] /nm	Lumens (φ/nm)	λ (nm)	Power W [^] /nm	Lumens (φ/nm)	λ (nm)	Power W [^] /nm	Lumens (φ/nm)	λ (nm)	Power W [^] /nm	Lumens (φ/nm)
360	0	NR	490	260	NR	620	905	NR	750	22	NR	880	0	NR
365	0	NR	495	312	NR	625	856	NR	755	19	NR	885	0	NR
370	0	NR	500	362	NR	630	801	NR	760	17	NR	890	0	NR
375	0	NR	505	399	NR	635	742	NR	765	14	NR	895	0	NR
380	0	NR	510	425	NR	640	677	NR	770	12	NR	900	0	NR
385	0	NR	515	446	NR	645	613	NR	775	10	NR	905	0	NR
390	0	NR	520	459	NR	650	549	NR	780	9	NR	910	0	NR
395	0	NR	525	473	NR	655	485	NR	785	7	NR	915	0	NR
400	1	NR	530	490	NR	660	425	NR	790	6	NR	920	0	NR
405	2	NR	535	511	NR	665	371	NR	795	5	NR	925	0	NR
410	5	NR	540	535	NR	670	321	NR	800	4	NR	930	0	NR
415	11	NR	545	565	NR	675	276	NR	805	4	NR	935	0	NR
420	24	NR	550	595	NR	680	238	NR	810	3	NR	940	0	NR
425	47	NR	555	631	NR	685	203	NR	815	3	NR	945	0	NR
430	86	NR	560	672	NR	690	174	NR	820	2	NR	950	0	NR
435	144	NR	565	715	NR	695	148	NR	825	2	NR	955	0	NR
440	224	NR	570	763	NR	700	124	NR	830	2	NR	960	0	NR
445	342	NR	575	814	NR	705	105	NR	835	2	NR	965	0	NR
450	446	NR	580	866	NR	710	88	NR	840	1	NR	970	0	NR
455	357	NR	585	912	NR	715	73	NR	845	1	NR	975	0	NR
460	237	NR	590	954	NR	720	59	NR	850	1	NR	980	0	NR
465	202	NR	595	981	NR	725	48	NR	855	1	NR	985	0	NR
470	172	NR	600	996	NR	730	40	NR	860	1	NR	990	0	NR
475	152	NR	605	996	NR	735	34	NR	865	1	NR	995	0	NR
480	171	NR	610	980	NR	740	29	NR	870	0	NR	1000	0	NR
485	210	NR	615	947	NR	745	25	NR	875	0	NR			

Summary

$R_f = 85.8$
 $R_g = 94.1$
 $CIE R_a = 81.8$
 $R_g = -1.1$



Color Vector Graphics

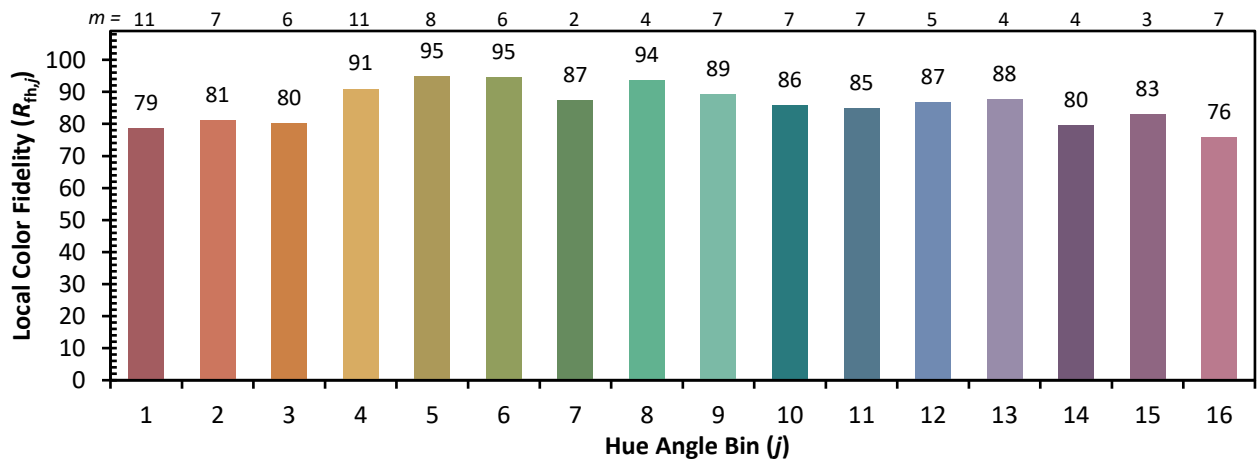


Individual Sample Fidelity Index ($R_{f,i}$)

CES01 = 86	CES26 = 86	CES51 = 95	CES76 = 84
CES02 = 63	CES27 = 95	CES52 = 94	CES77 = 86
CES03 = 31	CES28 = 95	CES53 = 90	CES78 = 83
CES04 = 70	CES29 = 89	CES54 = 91	CES79 = 90
CES05 = 50	CES30 = 95	CES55 = 91	CES80 = 90
CES06 = 51	CES31 = 91	CES56 = 87	CES81 = 70
CES07 = 42	CES32 = 85	CES57 = 86	CES82 = 96
CES08 = 41	CES33 = 93	CES58 = 87	CES83 = 94
CES09 = 29	CES34 = 94	CES59 = 92	CES84 = 92
CES10 = 76	CES35 = 97	CES60 = 94	CES85 = 77
CES11 = 59	CES36 = 90	CES61 = 90	CES86 = 66
CES12 = 65	CES37 = 97	CES62 = 94	CES87 = 84
CES13 = 43	CES38 = 97	CES63 = 88	CES88 = 86
CES14 = 74	CES39 = 98	CES64 = 84	CES89 = 75
CES15 = 72	CES40 = 95	CES65 = 80	CES90 = 88
CES16 = 47	CES41 = 97	CES66 = 83	CES91 = 81
CES17 = 50	CES42 = 99	CES67 = 82	CES92 = 64
CES18 = 56	CES43 = 93	CES68 = 84	CES93 = 79
CES19 = 72	CES44 = 99	CES69 = 89	CES94 = 60
CES20 = 67	CES45 = 94	CES70 = 82	CES95 = 74
CES21 = 87	CES46 = 90	CES71 = 81	CES96 = 83
CES22 = 79	CES47 = 93	CES72 = 93	CES97 = 89
CES23 = 92	CES48 = 83	CES73 = 77	CES98 = 84
CES24 = 91	CES49 = 92	CES74 = 92	CES99 = 75
CES25 = 72	CES50 = 95	CES75 = 83	



Color Rendition by Hue-Angle Bin



Measure Comparisons



(END OF REPORT)